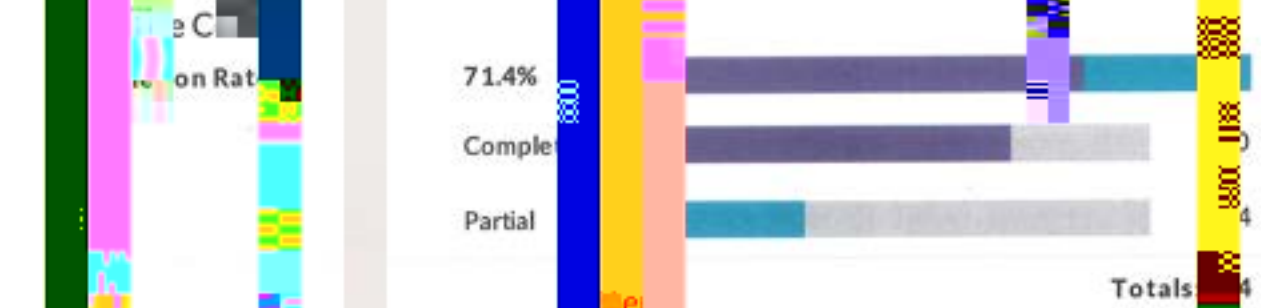




Report: Remote Survey 2018-19\_P...  
 3...  
 ...



...CIA camps are you currently ...ing?

Location	Percent	Responses
...Park, NY	82.8%	2
...ena, CA (Gr...tone)	10.4%	3
...n Antonio, TX	6.8%	8
Totals		13

...while at the CI... have you experien... wanted verbal or visual contact of a se... al...  
 ...ure (i.e. sexist language, photogr... stures)?

Response	Percent	Responses
...s	15.1%	51
...	71.0%	240
...sure	10.7%	36
Prefer not to answer	3.3%	11
Totals		338

If you have disclosed the incident to the following? Check all that apply.

Value	Percent	Responses
Classroom	43.1%	22
Faculty member	13.7%	7
Other (please specify)	5.9%	3
Did not disclose	49.0%	25
Confidential counselor	11.8%	6
CIA administration (manager/director)	9.8%	5
Lawyer	2.0%	1
Classroom	3.9%	2

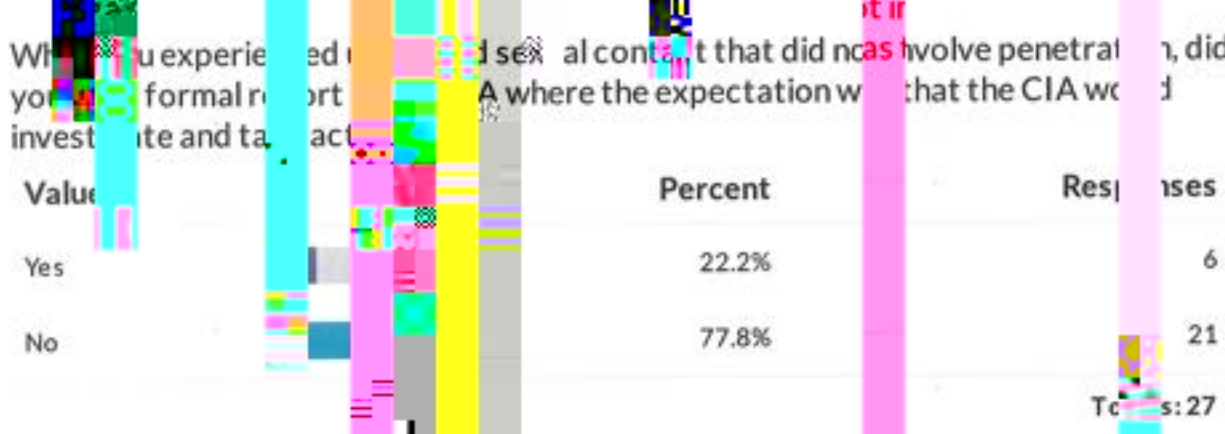
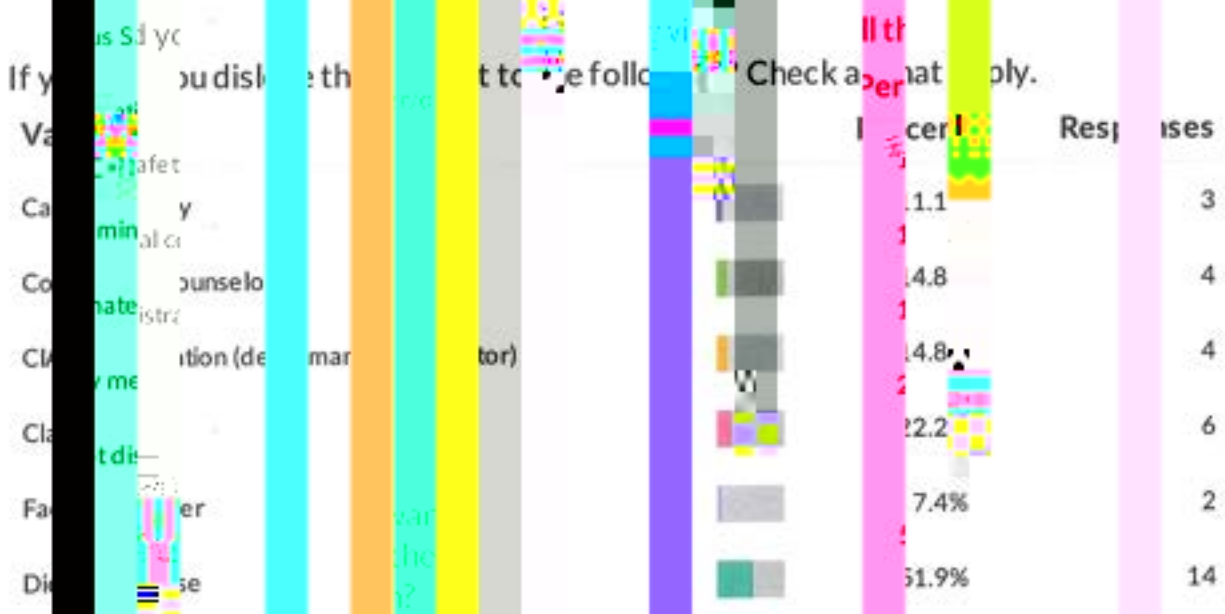

When you experienced unwanted verbal or visual contact of a sexual nature, did you file a formal report to the CIA where the expectation was that the CIA would investigate and take action?

Value	Percent	Responses
Yes	13.7%	7
No	86.3%	44


**Totals: 51**

Please rank your experience with filing a formal report to the CIA.

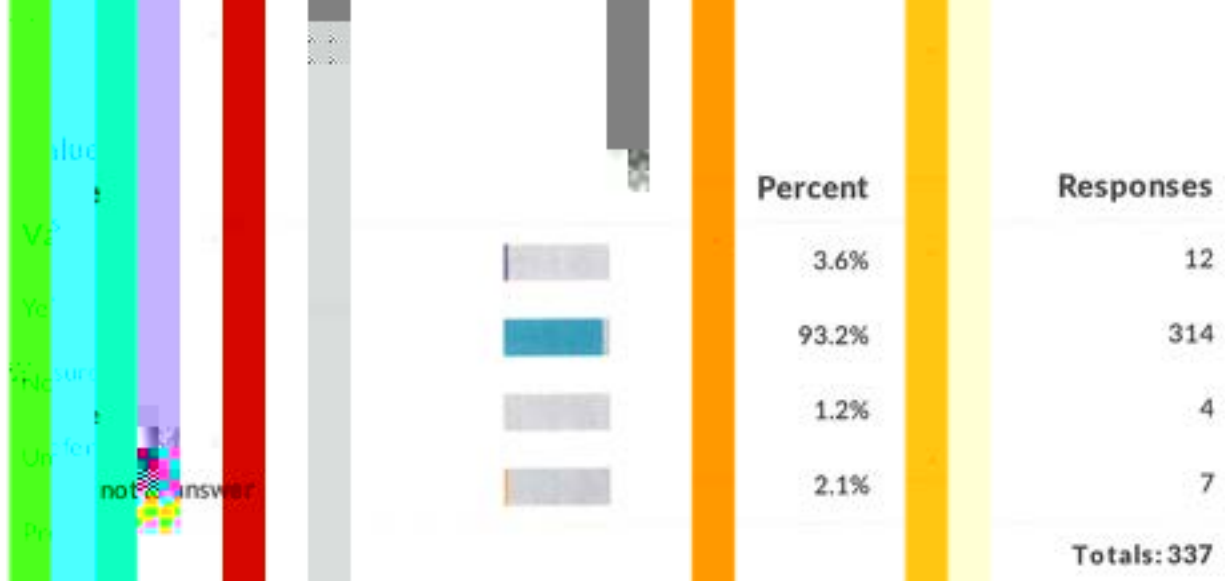




Please rank your experience with reporting a formal report to the CIA.




While at the CIA, have you experienced unwanted sexual contact that did involve penetration (i.e. vaginal intercourse, anal intercourse, use of finger or any other object)?



did you disclose the incident to the following? Check all that apply.



When you experienced unwanted sexual contact that did involve penetration, did you file a formal report to the CIA where the expectation was that the CIA would investigate and take action?





Please rank your experience with filing a formal report to the CIA. (check all that apply)


Value	Percent	Responses
Very satisfied	25.0%	1
Satisfied	25.0%	1
Very dissatisfied	50.0%	2
<b>Totals:</b>		<b>4</b>

Please tell us why you chose not to formally report the incident to the CIA. (check all that apply)

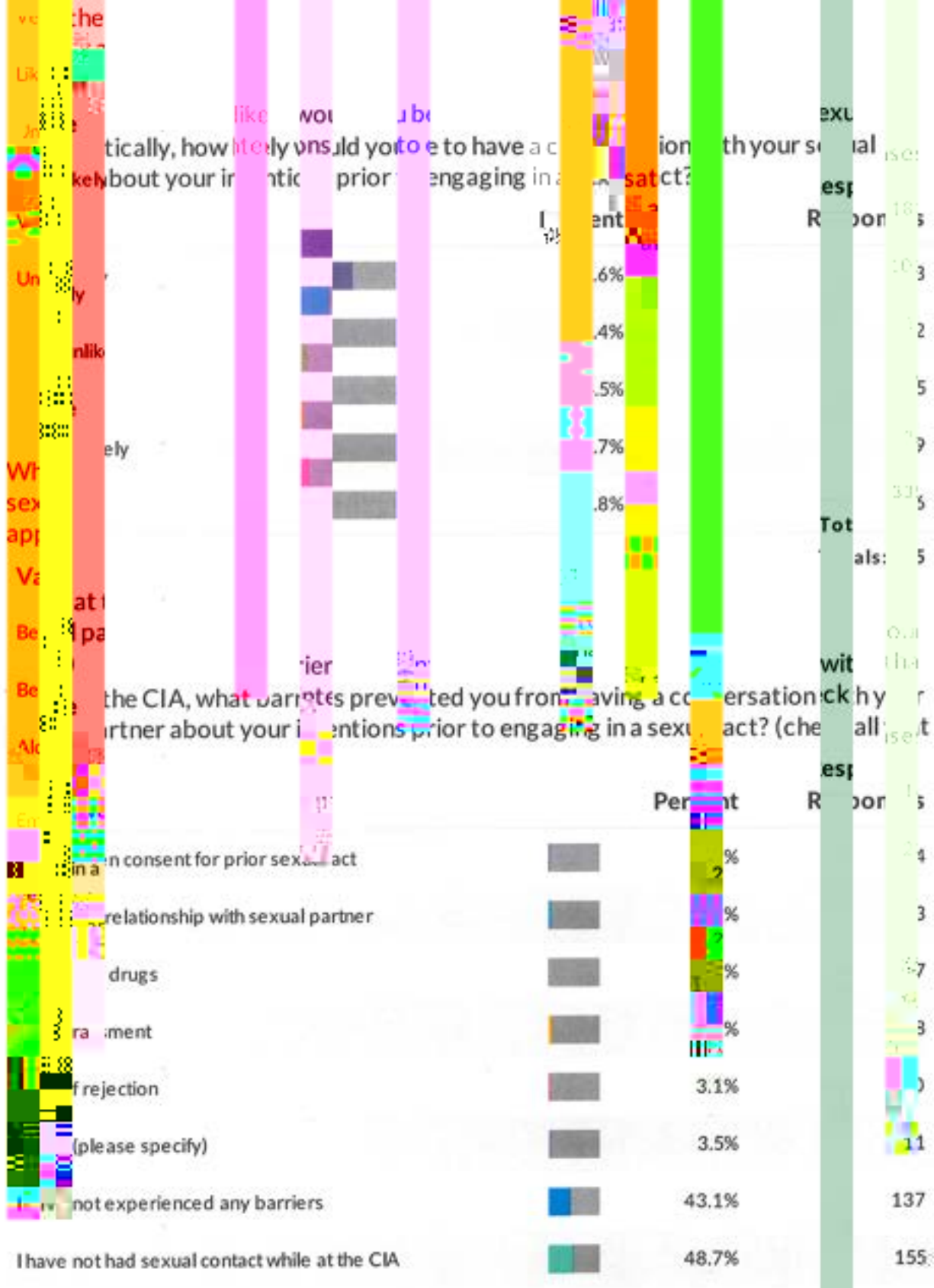
Value	Percent	Responses
After drinking under the influence of drugs, I would be punished for other things I was doing at the time (i.e. not working)	12.5%	1
I would feel embarrassed or ashamed. I would not want anyone to know what happened	50.0%	4
I would fear retaliation by the perpetrator(s) or others	37.5%	3
I would be concerned others would find out (i.e. friends, faculty, family)	50.0%	4
I would not want any action to be taken (i.e. arrests, legal charges, disciplinary actions)	50.0%	4
I don't think the CIA would do anything	25.0%	2
Other (please specify)	25.0%	2

While at the CIA, have you ever engaged in a sexual act with someone who was under the influence of alcohol and/or drugs?

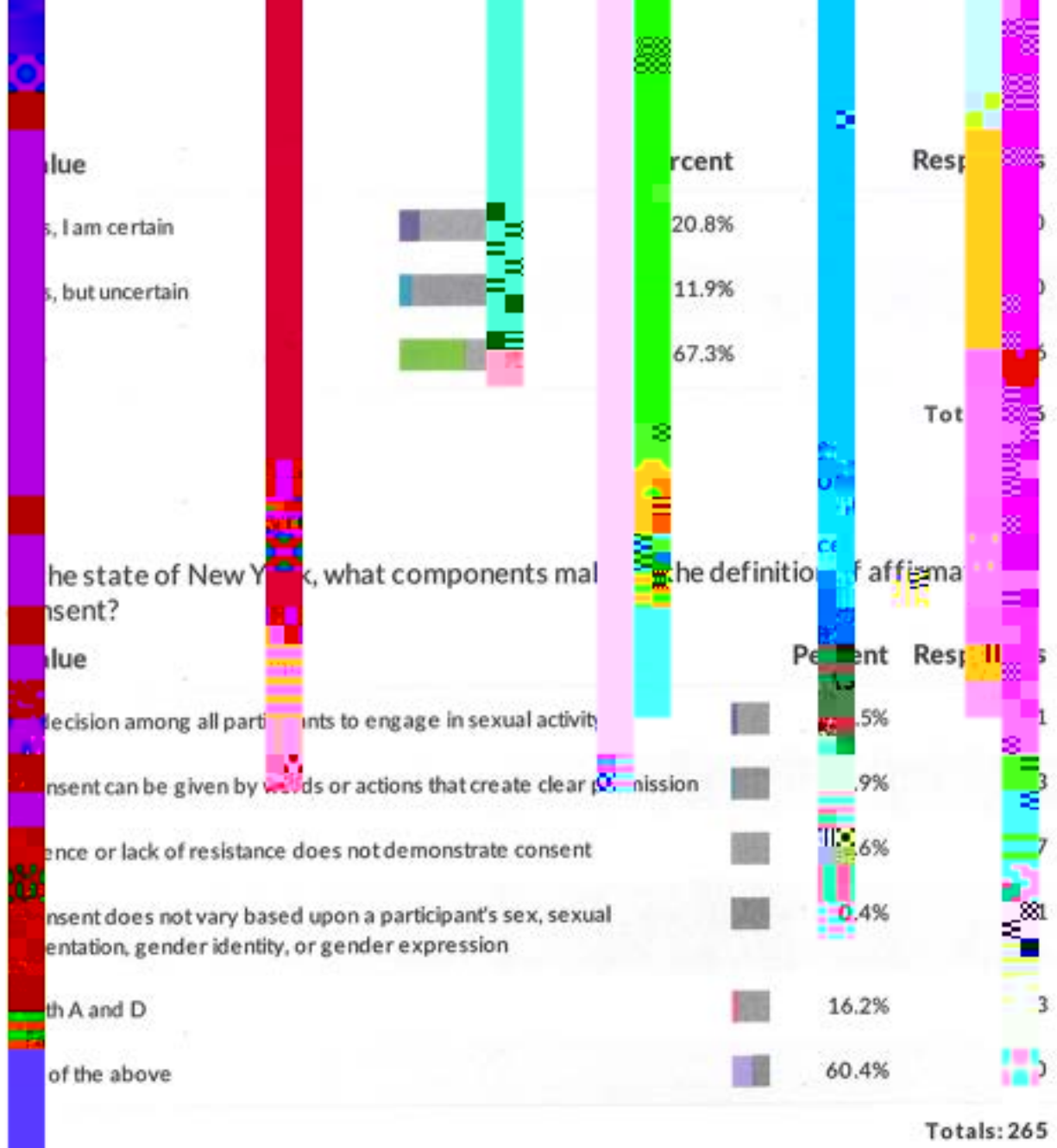




Totals: 336



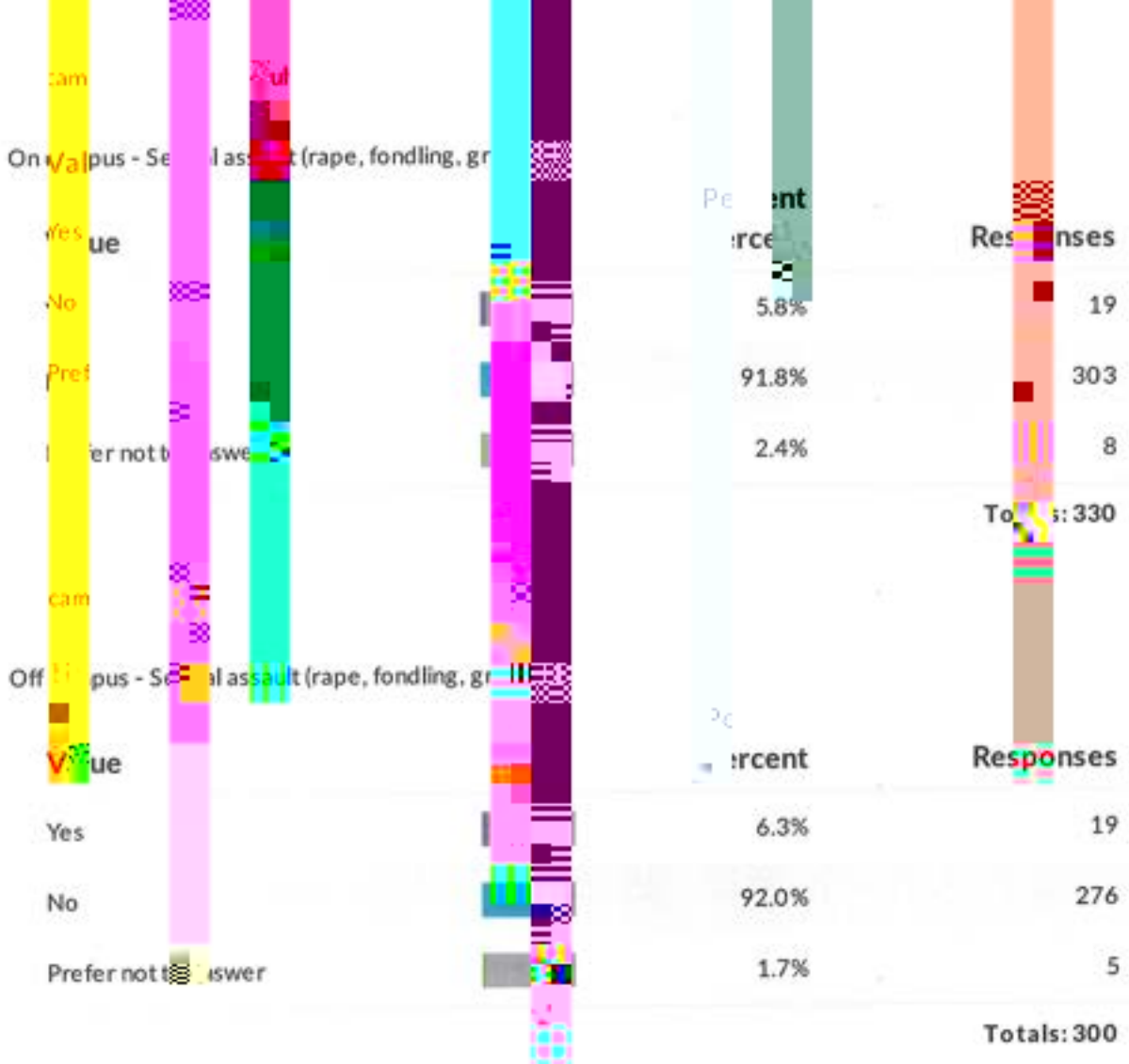
Do you know of another student (friend or peer) who has experienced unwanted sexual contact of any kind?



In the state of California, what components make up the definition of affirmative consent?



While engaged at the CIA, please indicate if you have experienced any of the following off campus.



On campus - Stalking (electronic or in person)

Value

Yes

No

Prefer not to answer

Percent

8.4%

89.5%

2.1%

Responses

28

297

7

Total: 332

Off campus - Stalking (electronic or in person)

Value

Yes

No

Prefer not to answer

Percent

9.1%

89.3%

1.7%

Responses

27

266

5

Totals: 298

On campus - Dating violence (sexual or physical abuse by an intimate social partner or acquaintance)

Value	Percent	Responses
Yes	1.8%	6
No	94.4%	320
Prefer not to answer	3.8%	6

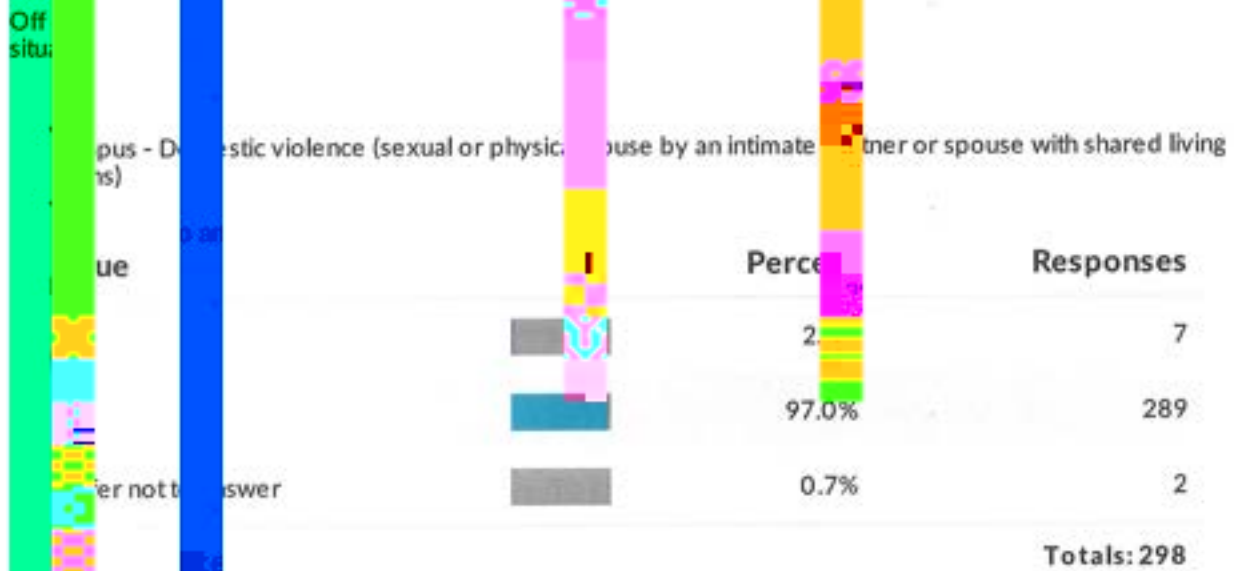
Totals: 332

Off campus - Dating violence (sexual or physical abuse by an intimate social partner or acquaintance)

Value	Percent	Responses
Yes	4.1%	12
No	94.6%	280
Prefer not to answer	1.4%	4

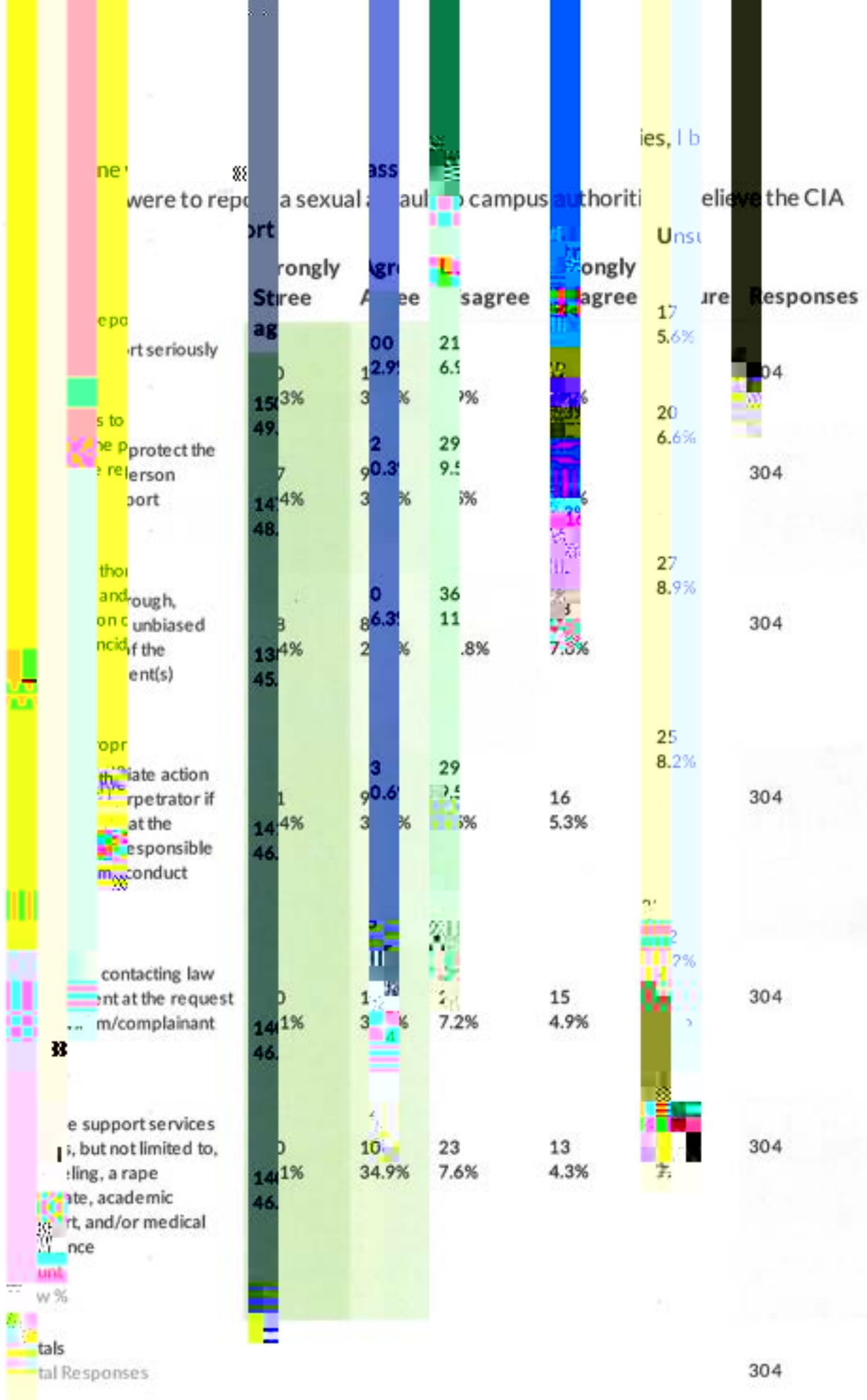
Totals: 296





Please indicate whether you are aware of the following statements that highlight differences between CIA policies or procedures and state penal law (choose yes if you were aware before reading the differences in this survey question).

	Yes, I was aware of this	No, I was not aware of this	I am unsure	Responses
Crimes reported to law enforcement must be proven using the "beyond a reasonable doubt" standard of evidence. Count: 211 Row %: 63.9%	211 63.9%	37 11.1%	56 17.0%	330
A violation of CIA policy must be proven by a "more likely than not" (preponderance of evidence) standard of evidence. Count: 188 Row %: 57.0%	188 57.0%	77 23.4%	55 16.7%	330
Criminal charges and trials are made public. Count: 216 Row %: 65.7%	216 65.7%	61 18.6%	42 12.8%	329
The CIA offers confidential reporting options (through Counseling Services) Count: 250 Row %: 75.9%	250 75.9%	53 16.0%	33 10.1%	328
If found guilty by a court, an individual may be fined, imprisoned, or both. Count: 279 Row %: 84.8%	279 84.8%	27 8.2%	28 8.5%	329
If found responsible for violating CIA policy, an individual may face sanctions of warning, demerits, suspension, or expulsion. Count: 296 Row %: 90.0%	296 90.0%	21 6.4%	21 6.4%	329
If found responsible, a student's transcript may be marked to reflect the outcome. Count: 248 Row %: 75.6%	248 75.6%	51 15.5%	29 8.8%	328
There may be a difference in State and CIA definitions for sexual assault, domestic violence, dating violence, and stalking. Count: 222 Row %: 67.7%	222 67.7%	66 20.1%	40 12.2%	328
<b>Totals</b> Total Responses				330



The following people or offices are available to you where a staff member may report or where a witness may report or disclose an incident of sexual misconduct including, but not limited to, sexual harassment, sexual assault, hitting/domestic violence, or stalking, would you indicate two things: whether you would know how and whether you would be likely to.

Would you know how to? - Disclose the incident to a CIA staff member I know and trust

Value	Percentage	Responses
I am aware how to	82.8%	292
I am not aware how to	17.2%	62
		Totals: 354

Would you be likely to? - Disclose the incident to a CIA staff member I know and trust

Value	Percentage	Responses
I would be likely to	73.6%	212
I would be unlikely to	26.4%	76
		Totals: 288

Would you know how to? - Report the incident to the CIA's Title IX Coordinator

Value	Percent	Responses
I am aware how to	45.7%	137
I am not aware how to	54.3%	163
		<b>Totals: 300</b>

Would you be likely to? - Report the incident to the CIA's Title IX Coordinator

Value	Percent	Responses
I would be likely to	65.0%	186
I would be unlikely to	35.0%	100
		<b>Totals: 286</b>

Would you know how to? - Report the incident to campus safety/security?



Would you be likely to? - Report the incident to campus safety/security?



Would you know how to? - Report the incident to a Residence Life staff member

Value	Percent	Responses
I am aware how to	83.8%	249
I am not aware how to	16.2%	48
		<b>Totals: 297</b>

Would you be likely to? - Report the incident to a Residence Life staff member

Value	Percent	Responses
I would be likely to	71.6%	202
I would be unlikely to	28.4%	80
		<b>Totals: 282</b>



Would you know how to? - Report the incident to a faculty member



Would you be likely to? - Report the incident to a faculty member



Would you know how to? - Seek confidential counseling from an on-campus counselor/therapist

Value	Percent	Responses
I am aware how to	86.9%	259
I am not aware how to	13.1%	39
<b>Totals: 298</b>		

Would you be likely to? - Seek confidential counseling from an on-campus counselor/therapist

Value	Percent	Responses
I would be likely to	74.9%	212
I would be unlikely to	25.1%	71
<b>Totals: 283</b>		

Would you know how to? - Seek medical attention at a local hospital or clinic

Value

Percent

Responses

I am aware how to



86.6%

258

I am not aware how to



13.4%

40

Totals: 298

Would you be likely to? - Seek medical attention at a local hospital or clinic

Value

Percent

Responses

I would be likely to



83.9%

239


I would be unlikely to

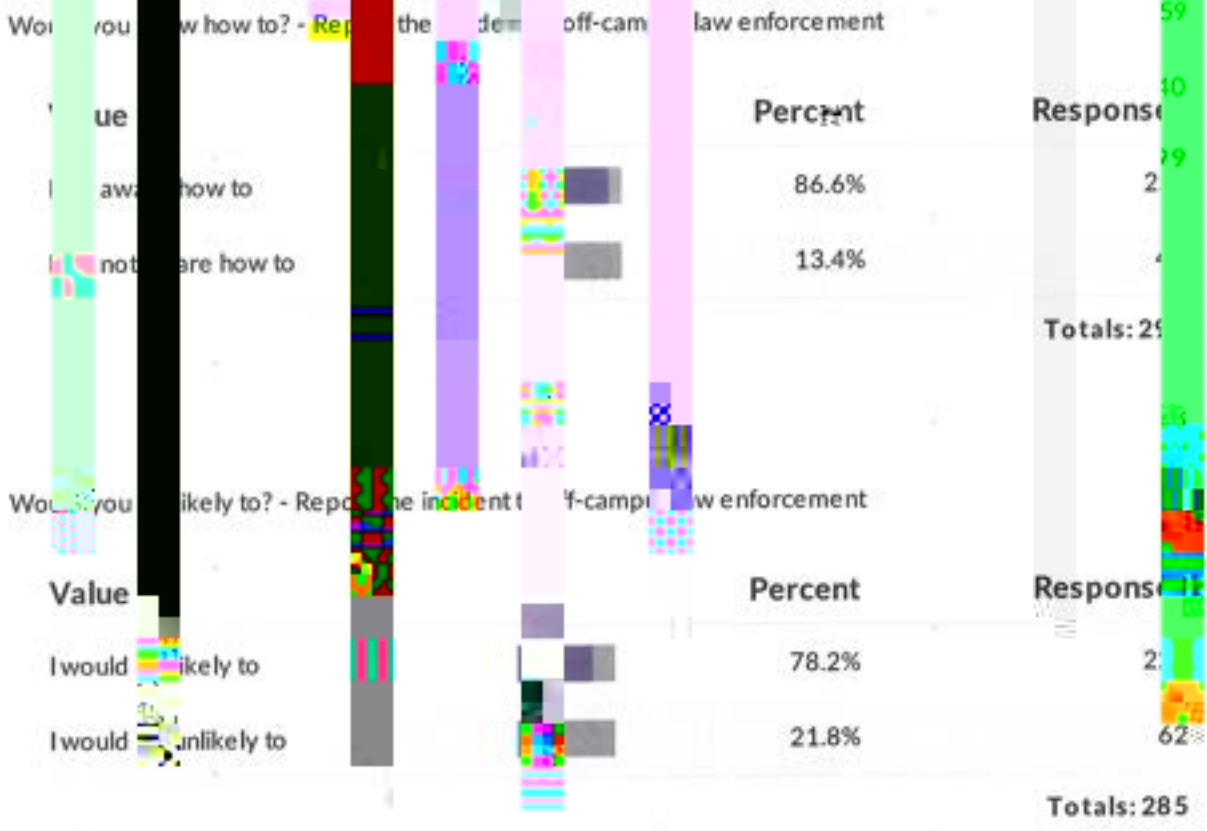


16.1%

46

Totals: 285





Would you know how to? - Take steps to preserve evidence (i.e. not power)

**Value**

I am aware how to

I am not aware how to

**Percent**

1.3%

1.7%

**Response**

2

Totals: 29

Would you be likely to? - Take steps to preserve evidence (i.e. not power)

**Value**

I would be likely to

I would be unlikely to

**Percent**

84.0%

16.0%

**Responses**

241

46

Totals: 287

Would you know how to? - Seek academic assistance through Student Affairs or the Title IX Coordinator



Would you be likely to? - Seek academic assistance through Student Affairs or the Title IX Coordinator





Would you know how to? - Report the incident through the online form available 24 hours

Value

- I am aware how to
- I am not aware how to

Percent

- 53.7%
- 46.3%

Res

To : 29

Would you be likely to? - Report the incident through the online form available 24 hours

Value

- I would be likely to
- I would be unlikely to

Percent

- 74.6%
- 25.4%

Res

To : 29

Totals: 284

Would you be likely to report the incident through your supervisor?

I am sure I would

I would be likely to

Would you be likely to report the incident through your supervisor?

I would be likely to

I would be likely to

I would be likely to

If you experienced sexual harassment or sexual misconduct (sexual assault, dating/dominance violence, stalking, etc.) would you report the incident through your supervisor?

I would not know who to report to


I would want to report it on my own


I am too busy with academics, work, etc.

Afraid I would be punished for other things I was doing at the time (i.e., drinking underage, using drugs)

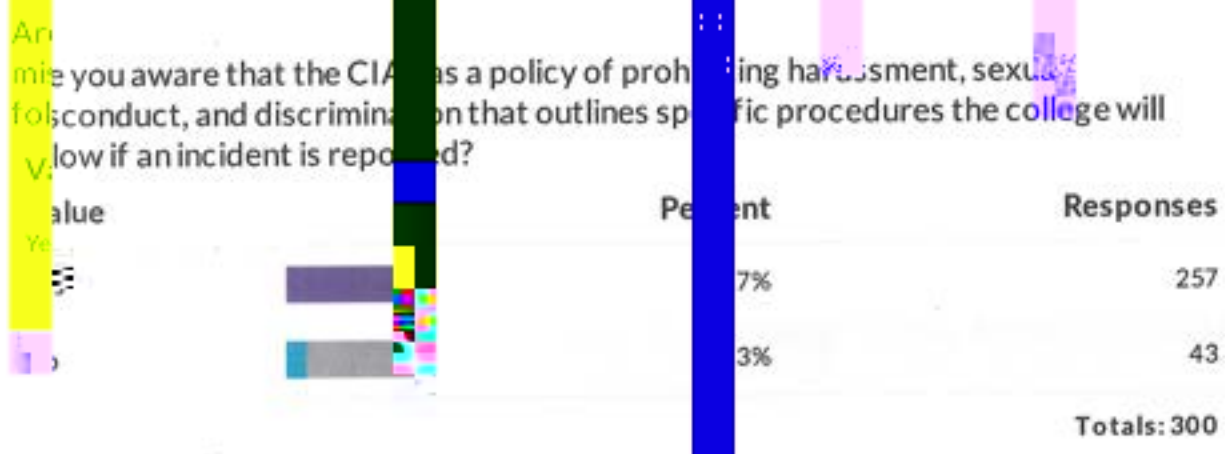

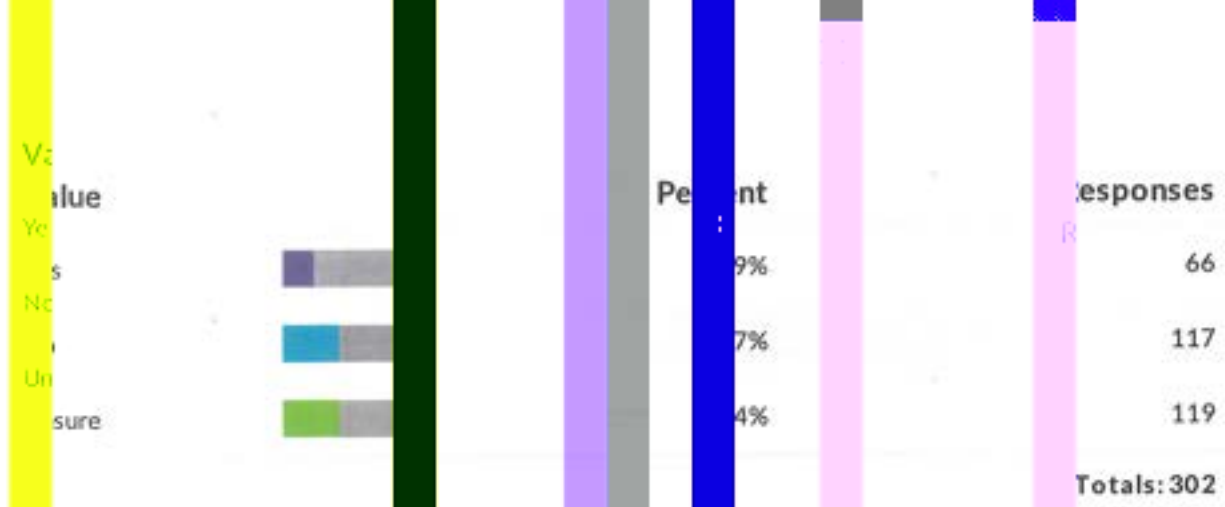
I would feel embarrassed or ashamed; I would not want anyone to know what happened

I would feel partly at fault or that it was not totally the other person's fault





Do you believe sexual assault is a problem on this campus?



If as a bystander you observed the following behaviors directed towards a friend or peer, how likely would you be to intervene to stop the behavior?

	Very likely	Likely	Unlikely	Very unlikely	Unsure	Refused to answer
Sexual jokes	66 21.9%	113 37.5%	3 1.0%	17 5.6%	30 10.0%	3
Threats of violence made between two people or in a relationship	113 37.5%	107 35.5%	3 1.0%	12 4.0%	30 10.0%	3
Physically violent contact (pushing, grabbing, shoving, hitting) between two people who were dating or in a relationship	136 45.2%	100 33.2%	3 1.0%	11 3.7%	29 9.6%	3
Witnessing someone under the influence of alcohol or drugs, a peer or friend who wants to leave a party, bar, or social event with someone they just met at the event	118 39.3%	109 36.3%	3 1.0%	18 6.0%	29 9.6%	3
Someone trying to escort an intoxicated person to their room or apartment	125 42.1%	92 31.0%	27 9.1%	18 6.1%	30 10.0%	297
Someone placing something in an unattended drink	200 67.6%	62 20.9%	7 2.4%	12 4.1%	10 3.3%	296
Someone attempting to get in a car with an intoxicated driver	169 57.3%	87 29.5%	9 3.1%	11 3.7%	19 6.4%	295
<b>Totals</b>						<b>301</b>
Total Responses						